



Printing Instructions

1. Select page type: **A4**
2. Print on **2 sides** (double sided)
3. Set printer to **flip on short edge**
4. Set to **minimal edges**
5. Print **pages 2 to End**

Copies: Black & White Two-Sided

Border:

Two-Sided:

Reverse page orientation
 Flip horizontally

Pages

All Pages
 Range from to



INSTRUCCIONES DE IMPRESIÓN

1. Selecciona el tamaño de papel: **A4**.
2. Imprime en **2 caras (dúplex)**.
3. Configura la impresora para **giro por el borde corto**.
4. Ajusta los márgenes a mínimos.
5. Imprime las páginas de la 2 hasta el final.

Copies: Black & White Two-Sided

Border:


Two-Sided:

Reverse page orientation
 Flip horizontally

Pages

All Pages
 Range from to





LET'S PRACTICE ENGLISH
EXPLORING WONDERIA

The owl


watches from

the tall tree

Where is the

owl sitting?

On the Tree

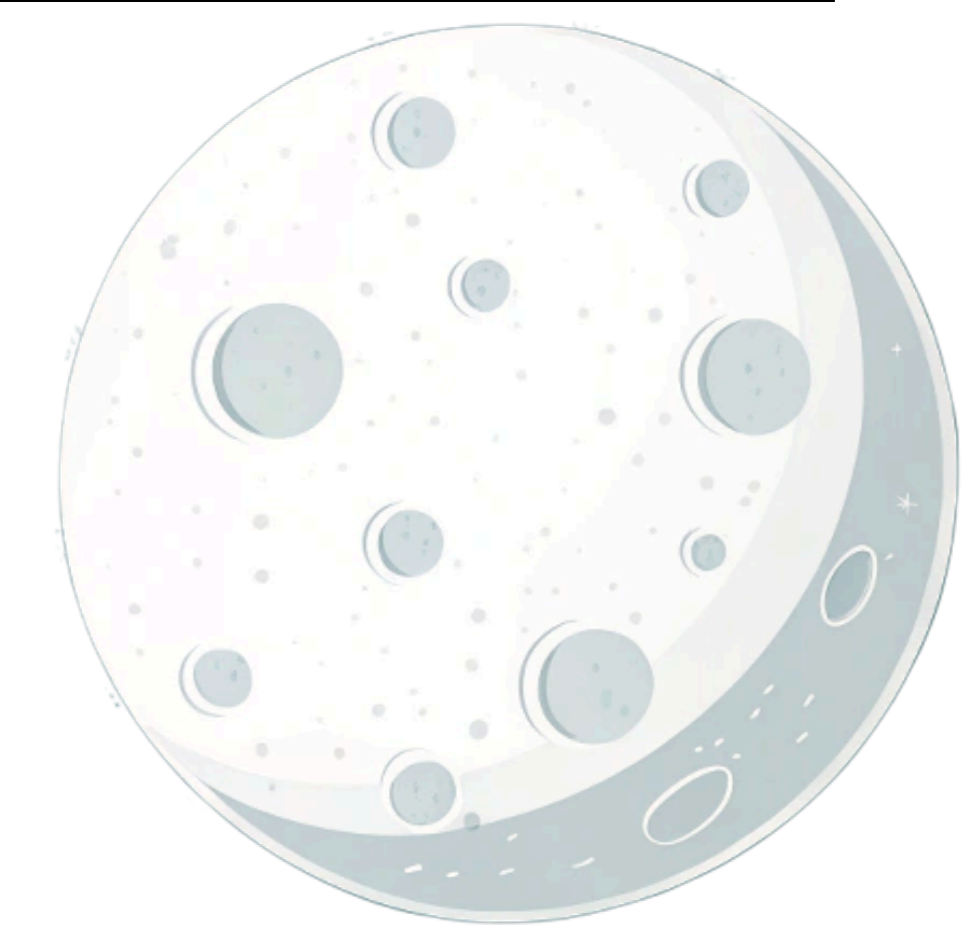


LET'S PRACTICE ENGLISH
EXPLORING WONDERIA

The fairy

dances under

the moon



What is the

fairy

holding?

A wand

