



Printing Instructions

1. Select page type: **A4**
2. Print on **2 sides** (double sided)
3. Set printer to **flip on short edge**
4. Set to **minimal edges**
5. Print **pages 2 to End**

Copies: Black & White Two-Sided

Border:

Two-Sided: Short-Edge binding

Reverse page orientation
 Flip horizontally

Pages

All Pages

Range from to



INSTRUCCIONES DE IMPRESIÓN

1. Selecciona el tamaño de papel: **A4**.
2. Imprime en **2 caras (dúplex)**.
3. Configura la impresora para **giro por el borde corto**.
4. Ajusta los márgenes a mínimos.
5. Imprime las páginas de la 2 hasta el final.

Copies: Black & White Two-Sided

Border:

Two-Sided: Short-Edge binding


Reverse page orientation
 Flip horizontally

Pages



All Pages

Range from to






MY FIRST CASTLE





MY FIRST YETI





MY FIRST

DRAGON



MY FIRST

FAIRY

